

Automatic Rear View Camera Washing System



Are you having trouble seeing behind your vehicle because your lens is dirty?

Our Camera Washing System uses a high pressure water system to clean your lens with the push of a button. You don't even have to leave your vehicle! This system prevents damage to your camera lens and makes travel more comfortable.

Installation is simple and quick. Mount the washer bottle to the chassis in an accessible location and attach the specially designed nozzle to the camera bracket. The system connects to vehicle's power, so it is always on when you are driving.

Cleaning your lens has never been easier!


Camera Washer Basic Information:

- Operating Voltage: DC9-30V
- Cable Length: 10M (20M Optional)
- Tank Capacity: 1.5L
- Plastic Water Tube Length: 3M
- Washer Pressure: 88kpa

In the Box:

- 1.5L Water Bottle
- 3M Plastic Water Tube
- Universal Spray Nozzle
- Camera Screw Caps
- 10M or 20M Extension Cable
- Power Supply Cable
- Control Box

Part Details:



Mounting Brackets



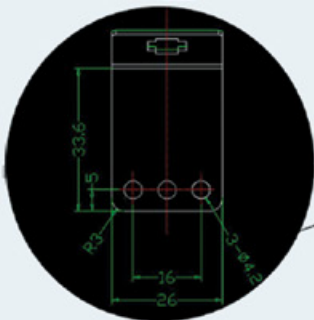
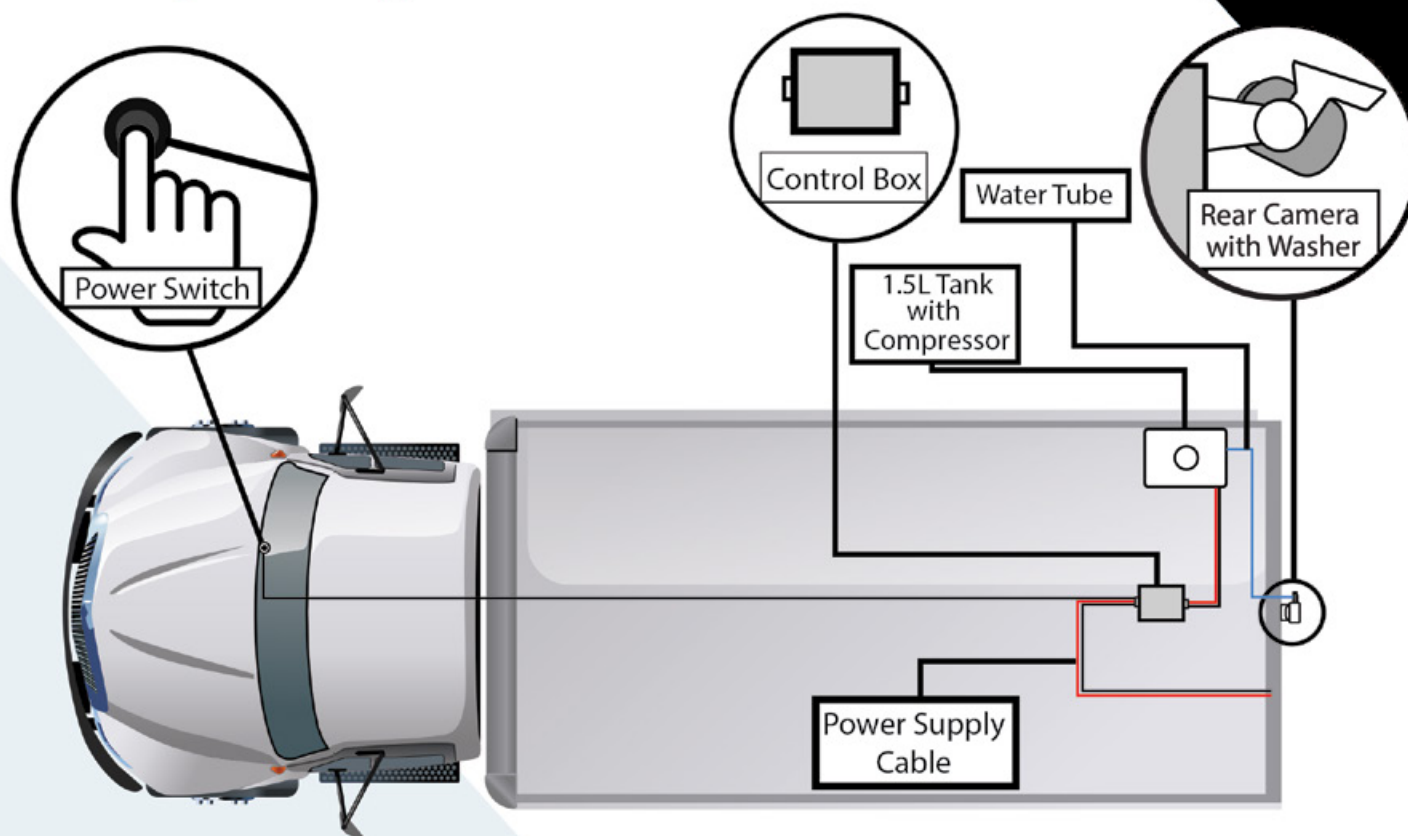
Adjustable Spray Nozzle



Input Devices

Automatic Rear View Camera Washing System

Mounting and Wiring



Spray nozzle mounting position with M3 screw

Mounting Hole D=4.2mm
Distance between hole center L=8mm

